

JANOME

Memory Craft 6600
Professional

Features

- AcuFeed: Built-in Layered Fabric Feeding System
- Enhanced backlit LCD screen with more stitch details
- Start/Stop button
- Favorite stitch settings default
- Dual sewing lights
- Maximum sewing speed: 1000 spm/straight; 700 spm/zig-zag
- Speed control lever
- Arm and bed space: 9" x 5" (225mm x 120mm)
- Visible pressure gauge
- Jam-proof, magnetic, top-loading, full-rotary hook system
- Independent motor for bobbin winding
- Automatic thread cutter, with memory capability
- 7-point feed dog
- External feed balancing dial
- Front access feed dog Up/Down control
- 163 utility and decorative stitches
- Block and script monogram stitches
- 7 one-step, sensor buttonholes
- Adjustable stitch width from 0 to 7mm
- Adjustable stitch length from 0 to 5mm
- Individual stitch editing
- Combination stitch editing
- Elongation
- Turn over memory
- 5 memory banks
- Resumption set/last-stitch recall
- Auto-lock, Lock-A-Matic, and Needle Up/Down quick command keys
- Vertical thread delivery system with dual thread guide bar
- Built-in needle threader
- 71 needle positions
- Extra-high presser foot lift
- Twin needle guard
- Knee lift
- Extended seam allowance guide
- Beep indicator shut-off
- 14 standard feet: Zig-Zag, Overedge, Rolled Hem, Zipper, Satin Stitch, Blind Hem, Cording, Overcasting, 1/4" Seam, Darning (open toe), Buttonhole, Quilting guide, Dual Feed, Craft (open toe)
- Large extension table
- 10 languages available on screen
- Electronic foot control
- Soft dust cover
- Weight: 26.5 lbs. (12 kg)



Where Precision Meets Control



**Featuring AcuFeed:
Layered Fabric
Feeding System**


PRECISION

CONTROL





Memory Craft 6600P: Professional power with more time-saving features than ever



Start/Stop At The Press Of A Button
When you're doing those long seams or you've dropped the feed dogs to do free motion quilting over a large area, you can finally relax your pedal foot. The handy Start/Stop button makes a big difference when you spend a lot of time at your machine.



AcuFeed: Layered Fabric Feeding System

It perfectly guides your fabric from both the top and the bottom. Only Janome truly integrates its innovative AcuFeed foot with a unique seven-point feed dog system. All fabrics move smoothly, even the slippery ones like velvet or thick layers of quilting fabric and batting, and heavy home dec yardage.

We've cornered the market on precision & control

When Janome introduced the Memory Craft 6500 Professional, it was an immediate hit around the world with professional sewers, home dec aficionados, garment specialists and especially quilters. It had the **arm and bed space** of a professional model, the **speed and precision** of a professional model—but the **quiet, easy operation** of a Memory Craft. So how could Janome possibly improve on a machine this great? How about keeping all the great features of the MC6500P and then adding even more!

The Memory Craft 6600 Professional still has the speed and precision critical to advanced sewing. It still has everything to help you complete your projects faster and with better results. And now, it also has **additional features and control** for an even higher level of expert finish. The Memory Craft 6600 Professional has cornered the market on precision and control, and brought professional power home with **more time-saving features than ever**. **AcuFeed: Layered Fabric Feeding System** insures your sewing and quilting are even, smooth and precise on all types of fabric. The **Start/Stop button** provides fingertip control of stitching. **Dual sewing lights** brighten the entire 9" x 5" (225 x 120 mm) arm and bed space. And the **favorite stitch settings default** means when you turn the machine on, your favorite settings are ready to go.



Shed A Little More Light On The Subject
Thanks to Janome's world famous precision, the stitch quality of the Memory Craft 6600 Professional is at a superior level. Now it's even easier to see that quality because of the bright, dual lighting system.



163 Stitches with Easier On-Screen Manipulation
Choose from dozens of decorative and quilting stitches. With its enhanced screen clarity and additional screen detail, all the stitches are easier to choose, customize and save into memory. There's even a favorite stitch settings default so you won't lose your settings when you turn off the machine.

AcuFeed: Layered Fabric Feeding System For Precision



AcuFeed: Layered Fabric Feeding System For Control



Everyone loves this machine!

Professional speed, control & creativity

Quilters love it because of its generous arm and bed space and precise stitching. Advanced home dec and garment sewers love it because they don't have to buy a big, loud industrial model. Men and women who sew professionally love the Memory Craft 6600P because they can complete their custom orders quickly and still enjoy sewing. We know you'll love it too!



Wide Open Spaces
Spread out on the largest arm and bed space of any household sewing machine: 9" x 5" (225 mm x 120 mm). The design is not only spacious, it's also ergonomic and intuitive.



Work At Up To 1000 Stitches Per Minute
Select from 163 stitches across four modes, then watch those beautifully precise stitches fly past at up to 1000 stitches per minute.




Automatic Thread Cutter
Simply touch the key to manually snip your thread. You can also program the snip at the end of a stitch.



Independent Bobbin Winder
It's the ultimate time-saver. Because the bobbin winding motor functions independently of the sewing motor you don't have to re-thread in the middle of a project.



Knee Lift
Raise the presser foot without taking your hands off your work. It's like having an extra hand and is crucial for quilting and other projects with long or repetitive seams.



Extension Table Included
The Memory Craft 6600 Professional already has bigger, better bed space, but sometimes you might need even more. So, a generous extension table comes standard.



AcuFeed: Layered Fabric Feeding System
It perfectly guides your fabric from both the top and the bottom. Only Janome truly integrates its innovative AcuFeed foot with a unique seven-point feed dog system.



Pressure Regulator With Visible Pressure Gauge
Sometimes bulky layers of fabric need more pressure from the foot; sometimes sheer fabrics need less. The MC6600P lets you control how firmly the foot is pressing on your fabric. The Visible Pressure Gauge shows you the exact position of your ideal setting so you can get the same results every time.



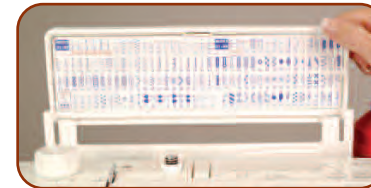
Handy Shortcuts at Your Fingertips
Start/Stop, Automatic Thread Cutter, Needle Up/Down, Lock Stitch and Reverse Quick Keys are all within easy reach right above the sewing area. Plus, the Automatic Thread Cutter and Needle Up/Down keys have indicator lights, so you never have to guess if they're turned on.



Easy Needle Threader
Another great time-saving feature to get you sewing faster. Just push down the lever, loop the thread through, release, and you're ready to sew.



Bright LCD Screen & Twin Needle Guard
Automatically sets and prevents decorative stitch widths from being set too wide for Twin Needle applications




Quick-Flip Stitch Chart
All 163 stitches are easy to find on a clever flip chart that folds up from the back of the machine.

Dual Thread Guide Bar
Accommodates a variety of spool types and sizes.

9" x 5" (225 x 120 mm)
The largest arm and bed space of any household sewing machine.

More Needle Positions
Janome is known for precision stitch quality, but the MC6600P takes it to the next level. With 71 total needle positions, your decorative stitches have the detail and quality you expect and deserve.


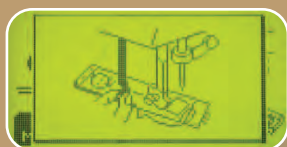
Easy Access Feed Dog Control
For quilting or other free-motion sewing, you can quickly drop the feed dogs. The lever is right on the front of the machine.



Two Styles Of Lettering, In Two Sizes
Select Block or Script in 5mm or 7mm and enter up to 50 characters. Each alphabet includes capital and lower case letters, and alternate letters used in foreign alphabets.



Seven Buttonholes To Choose From
The MC6600P features 7 advanced Janome buttonholes. Six are one-step, sensor buttonholes – perfectly sized every time. The seventh is an Automatic buttonhole, perfect for bulky or other difficult fabrics that demand a custom touch. Choose from square, rounded and keyhole. Also shown are the darning stitch and the bar tack sewn with the buttonhole foot, and the eyelet.



163 Stitches Across Four Modes
The MC6600P stitch collection ranges from utility to decorative, encompassing beautiful quilting and heirloom stitches, such as the unique French Knot. The selection is divided into four quick access modes: Direct, Quilt, Utility and Monogramming. The Quilt Mode alone has 84 patterns to choose from, including four hand-look stitches.

